

Pressure-compensating, Continuously Self-cleaning Dripper

# TechNet 100™ 16 mm



**On-surface** installation  
or covered with a layer  
of mulch

- High wind
- Planting areas
- Roof gardens
- Curved, narrow and unshaped areas

Exploded view of TechNet  
integral dripper



# TechNet 100™ 16 mm

## Applications

- On-surface installation or covered with a layer of mulch
- High wind areas
- Planting areas
- Curved, narrow and unshaped planting areas
- Shrubs, trees, flowers
- Rooftop gardens.
- High traffic/high liability areas
- Raised planters

## Specifications

- Broadest choice of dripper flow rates: 1.0, 1.6, 2.0 l/h
- Dripper spacings: 0.3, 0.4, 0.5, 1.00 m (Other dripper spacing available upon request)
- Pressure-compensating range: 0.4-2.5 bar
- Maximum system pressure: 2.5 bar
- Recommended filtration: 120 mesh
- Dripperline OD (outside diameter) mm: 16.1
- Dripperline ID (inside diameter) mm: 14.1
- Coil length: 25, 50, 100, 400 m

## Features & Benefits

### Pressure compensating

- Precise and equal amounts of water are delivered over a broad pressure range
- 100 % uniformity of water distribution along the laterals

### Continuous self-flushing dripper design

- Flushes debris as it is detected, throughout operation, not just at the beginning or end of a cycle, ensuring uninterrupted dripper operation

### Unique dripper design which provides:

- Largest filter in each dripper
- Widest water passages within the dripper
- Unique TurboNet™ flow path

### Dripper position within the dripperline

- The water is drawn in to the dripper from the stream center, preventing the entrance of sediments in to the drippers

### Flexible tubing

- Adapts to any planting area shape
- Installations are faster and less expensive

### UV resistant

- Withstands heat and direct sun - for on-surface installations



# TechNet 100™ 16 mm

## Dripperline data

TechNet 100™ 16 mm Performance data • I.D. Ø 14.10 mm • Inlet pressure 2.5 bar

Flow rate (l/h)	Max. lateral length (m) spacing between drippers (m)			
	0.30	0.40	0.50	1.00
1.0	199	252	301	510
1.6	146	185	222	376
2.0	91	118	143	254

Calculated on a plain area. Minimum pressure considered: 0.5 bar. For more information, please contact Netafim technical support.

TechNet 100™ 16 mm 16010 Flow liter/hour per 100 m

Dripper spacing	Dripper flow rate		
	1.0 l/h	1.6 l/h	2.0 l/h
0.30 m	333.3	533.3	666.6
0.40 m	250.0	400.0	500.0
0.50 m	200.0	320.0	400.0
1.00 m	100.0	160.0	200.0

TechNet 100™ 16 mm Drippers technical data

Flow rate l/h	Working pressure range (bar)	Water passage dimensions (mm)			Filtration area (mm <sup>2</sup> )	Constant K	Exponent* X
		Depth	width	Length			
1.0	0.4 – 2.5	0.60	0.61	8	39	1.0	0
1.6	0.4 – 2.5	0.73	0.76	8	39	1.6	0
2.0	0.4 – 2.5	0.85	0.76	8	39	2.0	0

\*Within working pressure range.

TechNet 100™ 16 mm Dripperline technical data

Model	inside Ø (mm)	Wall thickness (mm)	Outside Ø (mm)	Max. working pressure (bar)	KD
16010	14.10	1.00	16.10	2.5*	0.72

\*The Maximum working pressure is defined by the dripper, not by the wall thickness.



# TechNet 100™ 16 mm

## Dripperline order/package

TechNet 100™ 16 mm Ordering guide • Catalog number 17680 - (any of below 6 digits)

	Distance between drippers (m)															
	0.30	0.30	0.30	0.30	0.40	0.40	0.40	0.40	0.50	0.50	0.50	0.50	1.00	1.00	1.00	1.00
Flow rate (l/h)	Coil length (m)				Coil length (m)				Coil length (m)				Coil length (m)			
	25	50	100	400	25	50	100	400	25	50	100	400	25	50	100	400
1.0																
1.6	006110	006120	006130						006575	006580	006600				007300	
2.0																

\* Additional catalog numbers can be opened as required in each of the empty cells in the table.

## TechNet 100™ 16 mm Dripperline packaging data

Wall thickness (mm)	Coil length (m)	Distance between drippers (mm)	Coil weight (kg)	Coils in 40 feet container (units)	Total length in 40 feet container (m)	Coils in 20 feet container (units)	Total length in 20 feet container (m)
1.0	400	0.2-1.0	17.5	352	140.800	176	70.400
1.0	100	0.2-1.0	4.4	900	90.000	450	45.000
1.0	50	0.2-1.0	2.2	1440	72.000	720	36.000
1.0	25	0.2-1.0	1.1	1920	48.000	960	24.000









# 16 mm Dripperline Fittings







## Features & Advantages

- Barbed fittings ensure secure fit without glue or bands
- Maximum recommended working pressure: 4 bar
- UV-resistant
- Easy to use

## Applications


- Fits TechNet™ 120 16 mm
- 16 mm fittings – black color


Description		Catalog nr.
Coupling barb 16 x 16 	1 unit	32500-010700
	50 units	32500-010720
	100 units	32500-010730
Elbow barb 16 x 16 	1 unit	32500-012500
	50 units	32500-012520
	100 units	32500-012530
"T" barb 16 x 16 x 16 	1 unit	32500-011300
	50 units	32500-011320
	100 units	32500-011330
"8" line end 16 mm 	1 unit	32500-013000
	50 units	32500-013020
	100 units	32500-013030
Straight barb 16 threaded male 1/2" 	1 unit	32500-010900
	50 units	32500-010920
	100 units	
Straight barb 16 threaded male 3/4" 	1 unit	32500-011000
	50 units	32500-011020
	100 units	32500-011030


Description		Catalog nr.
Elbow barb 16 threaded male 1/2" 	1 unit	32500-012700
	50 units	32500-012720
	100 units	32500-012730
Elbow barb 16 threaded male 3/4" 	1 unit	32500-012800
	50 units	32500-012820
	100 units	32500-012830
"Y" barb 16 x 2 threaded male 3/4" 	1 unit	32500-011200
	50 units	32500-011220
	100 units	32500-011230
"T" barb 16 x 2 threaded male 3/4" 	1 unit	32500-011800
	50 units	32500-011820
	100 units	
"T" barb 16 x 2 threaded female 3/4" 	1 unit	32500-011700
	50 units	32500-011720
	100 units	
Barb 16 mm threaded loose female 3/4" 	1 unit	32500-011100
	50 units	
	100 units	





# 16 mm Dripperline Fittings


Description	Catalog nr.
Start connector for PE, barb 16	
 1 unit	32500-013750
50 units	32500-013760
100 units	32500-013765


Start for PVC barb 16 w/seal, model P	
 1 unit	32500-013770
50 units	32500-013785
100 units	


Seal for start barb, model P	
 1 unit	32500-010450
50 units	32500-010455
100 units	32500-010460


Metal stabilizer, 4 mm (height 14 cm)	
 1 unit	32000-001600
50 units	
100 units	

Stabilizer for 16 mm pipe	
 1 unit	32000-006500
50 units	32000-006510
100 units	32000-006520

Description	Catalog nr.
DNL - Dripperline Non Leakage valve, male threaded 1/2", 6 m (0.6 bar) pressure shut-off	
 1 unit	32000-003570
50 units	
100 units	

1/2" female threaded adapter for barb 16	
 1 unit	32500-013380
50 units	
100 units	

8 mm hole-puncher for start connectors	
 1 unit	45000-001400

8 mm thread in punch for start connectors	
 1 unit	45000-003150

